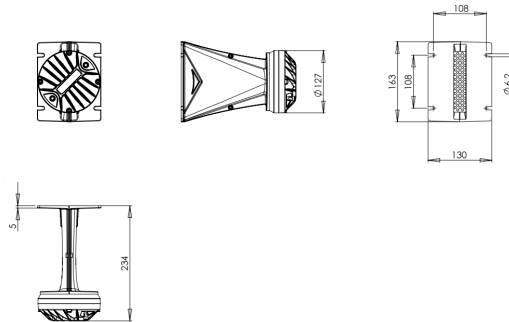


WGX1090TN

8Ω**Line Array Sources - 1.4 Inches**

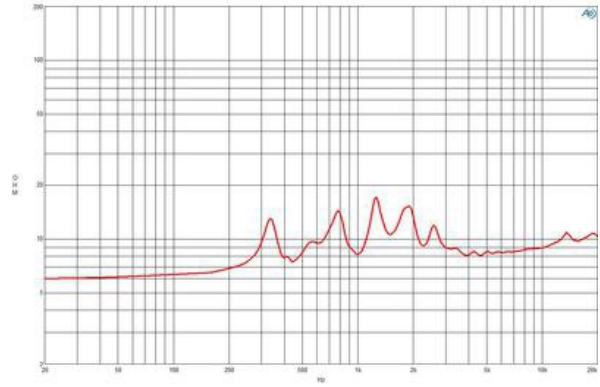
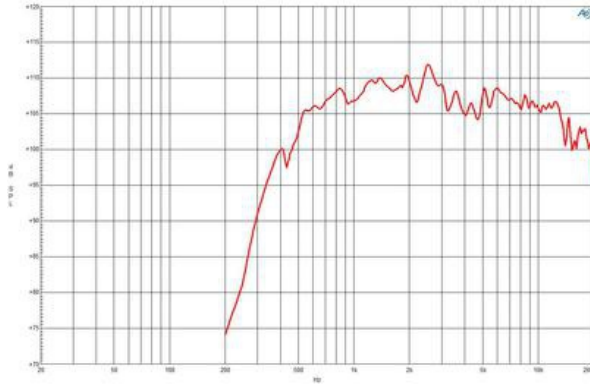
- Line Array optimized Waveguide with DE1090TN driver
- 120° max horizontal coverage
- 240 W continuous program power capacity
- 100 mm (4 in) CCAW voice coil
- Titanium diaphragm
- 500 - 18000 Hz response
- 108 dB sensitivity
- Neodymium magnet assembly with shorting copper cap

DESCRIPTION

Wave guide horn not sold separately

WGX1090TN

Line Array Sources- 1.4 Inches



SPECIFICATIONS

Horizontal Coverage	120 ° Max
Active Radiating Factor	93.7 %
Recommended Crossover ¹	0.8 kHz
Waveguide Material	Cast Aluminium
Nominal Impedance	8 Ω
Minimum Impedance	8.0 Ω
Nominal Power Handling ²	120 W
Continuous Power Handling ³	240 W
Sensitivity ⁴	108.0 dB
Frequency Range ⁵	500 - 18 kHz
Voice Coil Diameter	100 mm (4.0 in)
Winding Material	CCAW
Diaphragm Material	Titanium
Flux Density	1.9 T
Magnet Material	Neo Inside Ring

MOUNTING AND SHIPPING INFO

Exit Size	153x25 mm (6x1 in)
Driver Diameter	127 mm (5.0 in)
Dimensions	163x130x234 mm (6.42x5.12x9.21 in)
Net Weight	2.9 kg (6.39 lb)
Shipping Units	1
Shipping Weight	3.0 kg (6.61 lb)
Shipping Box	245x140x175 mm (9.6x5.5x6.9 in)

1. 12 dB/oct. Or higher slope high-pass filter.
2. 2 hour test made with continuous pink noise signal (6 dB crest factor) within the range from the recommended crossover frequency to 20 kHz. Power calculated on rated minimum impedance.
3. Power on Continuous Program is defined as 3 dB greater than the Nominal rating.
4. Applied RMS Voltage is set to 2.83 V for 8 ohms Nominal Impedance.
5. Waveguide mounted on 90°x10° bell horn