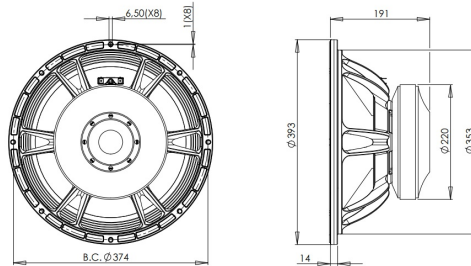


15TBW100

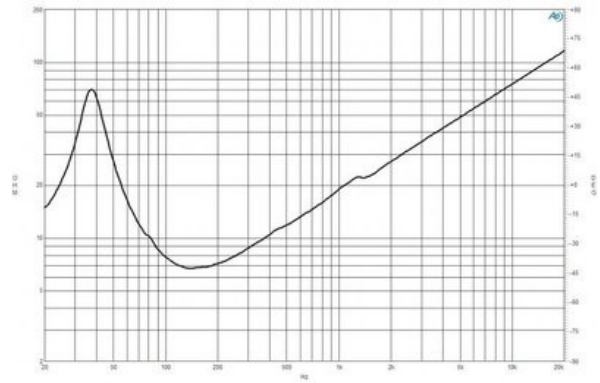
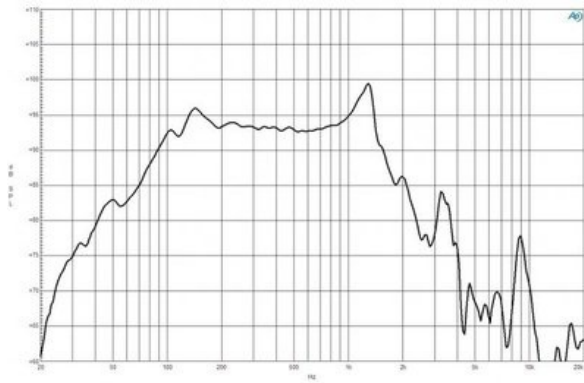
8Ω**LF Drivers - 15.0 Inches**

- 3000 W continuous program power capacity
- 100 mm (4 in) split winding copper voice coil
- 40 - 1500 Hz response
- 96 dB sensitivity
- 57 mm peak-to-peak excursion before damage
- Double silicone spider with optimized compliance
- Ventilated voice coil gap for reduced power compression
- Aluminium demodulating ring for very low distortion



15TBW100

LF Drivers- 15.0 Inches



SPECIFICATIONS

Nominal Diameter	380 mm (15.0 in)
Nominal Impedance	8 Ω
Minimum Impedance	6.7 Ω
Nominal Power Handling ¹	1500 W
Continuous Power Handling ²	3000 W
Sensitivity ³	96.0 dB
Frequency Range	40 - 1500 Hz
Voice Coil Diameter	100 mm (4.0 in)
Winding Material	Copper
Former Material	Glass Fibre
Winding Depth	31 mm (1.22 in)
Magnetic Gap Depth	15 mm (0.59 in)
Flux Density	1.15 T

DESIGN

Surround Shape	Triple Roll
Cone Shape	Radial
Magnet Material	Ferrite
Spider	Double Silicone
Pole Design	T-Pole
Woofer Cone Treatment	TWP Waterproof Both Sides
Recommended Enclosure	95.0 dm ³ (3.35 ft ³)
Recommended Tuning	40 Hz

PARAMETERS⁴

Resonance Frequency	39 Hz
Re	5.3 Ω
Qes	0.33
Qms	4.4
Qts	0.31
Vas	96.0 dm ³ (3.39 ft ³)
Sd	855.0 cm ² (132.5 in ²)
η°	1.6 %
Xmax	12.0 mm
Xvar	13.5 mm
Mms	181 g
Bl	26.4 Txm
Le	2.2 mH
EBP	118 Hz

MOUNTING AND SHIPPING INFO

Overall Diameter	393 mm (15.5 in)
Bolt Circle Diameter	374 mm (14.7 in)
Baffle Cutout Diameter	354.0 mm (13.9 in)
Depth	191 mm (7.52 in)
Flange and Gasket Thickness	14 mm (0.55 in)
Air Volume Occupied by Driver	6.0 dm ³ (0.21 ft ³)
Net Weight	14.3 kg (31.5 lb)
Shipping Units	1
Shipping Weight	15.8 kg (34.8 lb)
Shipping Box	420x420x200 mm (16.5x16.5x7.9 in)

SERVICE KIT

RCK15TBW1008

- 2 hours test made with continuous pink noise signal (6 dB crest factor) within the range Fs-10Fs. Power calculated on rated minimum impedance. Loudspeaker in free air.
- Power on Continuous Program is defined as 3 dB greater than the Nominal rating.
- Applied RMS Voltage is set to 2.83 V for 8 ohms Nominal Impedance.
- Thiele-Small parameters are measured after a high level 20 Hz sine wave preconditioning test.